

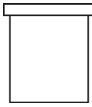
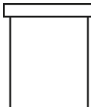
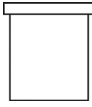
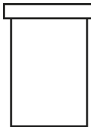
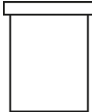
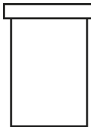
Shabby bed standard and special



Product information

S.O.U.L

Shabby bed standard and special

Drawings	Configuration	Drawings	Configuration
	Bed 180x200 W • D • H* 226x208x94 cm 0.75 m ³ Weight: 73 kg Legs: 4		Bed 160x200 with storage W • D • H* 228x188x94 cm 0.90 m ³ Weight: 117 kg Legs: 4
	Bed 180x200 with storage W • D • H* 228x210x94 cm 0.97 m ³ Weight: 124 kg Legs: 4		Bed 140x200 W • D • H* 226x166x94 cm 0.63 m ³ Weight: 64 kg Legs: 4
	Bed 160x200 W • D • H* 226x186x94 cm 0.69 m ³ Weight: 69 kg Legs: 4		Bed 140x200 with storage W • D • H* 228x168x94 cm 0.83 m ³ Weight: 110 kg Legs: 4


*Note that the dimensions may differ +/-3% depending on upholstery and combination.



Info

Special = Cross stitch with contrast or matching colour.

Upholstery



Leg options



Bed with storage only available with black metal legs.

